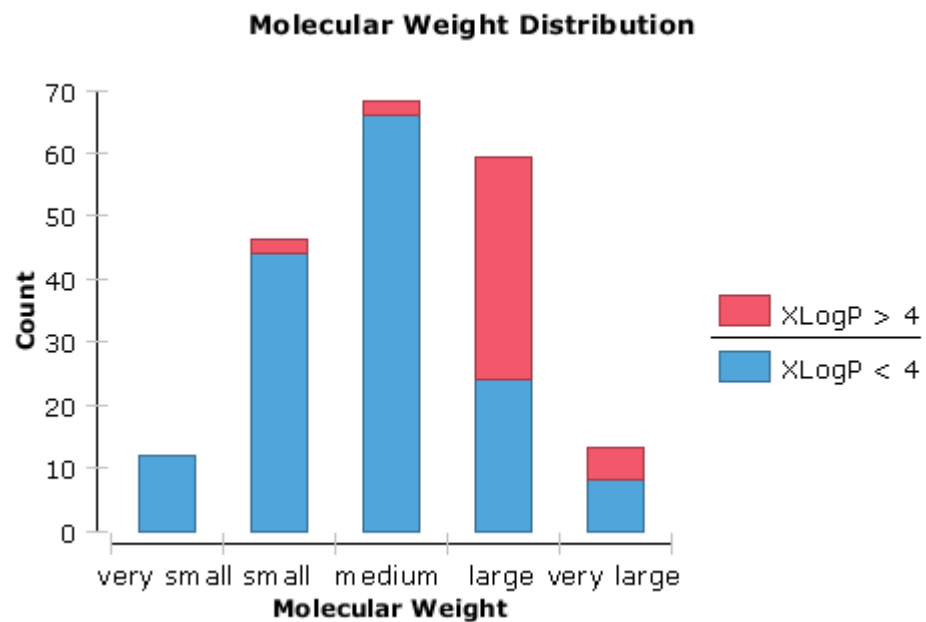
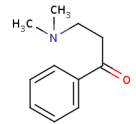
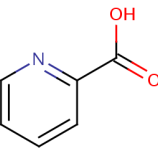
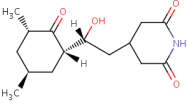
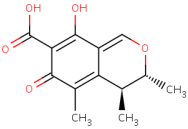
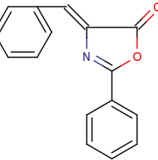


SAR example

Created on NCI Data Set, table shows 5 selected structures.



Molecular Weight	xlogp < 4	xlogp >= 4
very small	12	0
small	44	2
medium	66	2
large	24	35
very large	8	5

NSC	Molecule	XLogP	Mol. Weight
89	 HCl	2.09	213.09
171		-1.69	123.03
185		0.76	281.16
186		1.62	250.08
291		3.78	249.08

